



...informed

# parking in burnside

A straightforward guide to safe,  
sensible and thoughtful parking.

There are many good reasons to look for and follow the instructions on parking signs in the City of Burnside.

As a resident or a visitor, you will be helping yourself and others by reducing traffic congestion, improving road safety, letting buses, service and emergency vehicles navigate our streets more easily and effectively, as well as improving the overall look and feel of the local environment. Not only that, you will also avoid the fines that are applicable to various parking offences under the Australian Road Rules and help us help you with better management of our parking and traffic flow.



## The Signs to Look For

**Difference between a 'No Stopping' (No Standing) sign and a 'No Parking' Sign**

### No Stopping

Australian Road Rules no. 167



To 'stop' a vehicle means to stop and remain stationary for even a short period of time. You must not stop or park your vehicle in any area where a 'No Stopping' sign or a continuous yellow edge line applies, even to pick up or set down passengers or goods.

### No Parking

Australian Road Rules no. 168



You must not park your vehicle in an area where a 'No Parking' sign applies, unless:

- you are dropping off or picking up passengers or goods and
- you do not leave the vehicle unattended – that is, move more than **3 metres** away and
- you complete the dropping off or picking up as soon as possible – in any case, within two minutes.

## Stops and Zones

Australian Road Rules no. 183



To assist with the efficient operation of public transport in your area you must not stop your vehicle in an area that is indicated by a Bus Zone sign. If there is no sign, you must not stop within **20 metres** of the approach of a Bus Stop, or **10 metres** following it.

## Permissive Parking

Australian Road Rules no. 205

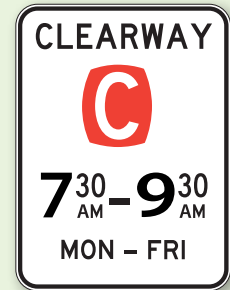
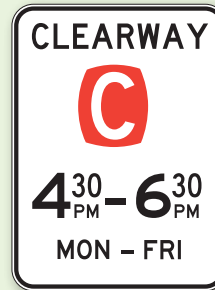


These signs, known as Permissive Parking signs, are used in areas that attract high levels of vehicles, and are there to help with a regular 'turn over' of vehicles so that more people get a chance to park. The 'P' actually stands for Permissive, and the number indicates how long you can park there continuously before having to move your vehicle. These signs also usually show the times and days to which these restrictions apply.

## Clearway

Australian Road Rules no. 176

These signs are usually installed on main artery roads that see a high volume of traffic at certain times of the day. It is both unsafe and illegal to park or stop during the times and days noted on the signs as it will seriously impede the flow of traffic.



## Residential Parking Permits

If you live on a Burnside street that has parking restrictions with resident exemption you may be eligible for a Residential Parking Permit.

Download an application form from [www.burnside.sa.gov.au](http://www.burnside.sa.gov.au) or call Council on **8366 4200**. The exemption does not apply until the permit is issued and clearly displayed on your vehicle.



# Parking at Schools


## Follow the School Rules and Keep Our Children Safe

Here at Burnside we are very aware of the need to keep our children safe on the way to and from school, which is why there are a variety of parking restrictions at and near our schools.

These restrictions also help to optimise traffic movement, making drop-offs and pick-ups as safe and easy as possible.

## No Stopping Zones

Australian Road Rules no. 167



These zones are usually right next to school entrances and the approach and departure sides of school crossings. This helps to keep traffic to one side of the street, reducing congestion.

You must not stop your vehicle in a No Stopping Zone, not even for a few seconds.

## No Parking Zones

Australian Road Rules no. 168

There is a two-minute Passenger Loading Limit in a No Parking Zone, which means you may stop to immediately pick up or drop off children. Please drive off as soon as possible, as this really helps with the quick and safe turnover of vehicles.

You must not leave your vehicle parked or unattended in a no parking zone. Unattended vehicles will be fined so if you need to stop your vehicle for more than two minutes or leave your vehicle please park legally elsewhere.



## Yellow Lines

Australian Road Rules no. 169

The yellow lines in the streets around schools are there to provide even greater safety near corners and driveways. You must not park your vehicles (even partially) on a yellow line at any time.

## School Crossings

Australian Road Rules no. 171

The safety of school children, teachers and parents is greatly enhanced by dedicated and clearly marked school crossings.

You may not stop or park within **20 metres** of the approach or **10 metres** of the departure side of any school crossing.

## Double Parking

Australian Road Rules no. 189

Drivers must not stop next to a parked vehicle when picking up or dropping off children, not even for a few seconds. This practice creates a dangerous situation at any time on any street, but the risks are greatly increased near schools, especially when children are entering or leaving.

Safe, sensible and thoughtful parking is a sign of community respect. Thank you for playing your part.

## Rules that may surprise you

All of the parking examples in the diagrams below are in contravention of the Australian Road Rules and subject to expiation. There are only three correct ways to park: either in a designated car park, legally on the road by the kerbside in compliance with any instructional signs or lines, or park within the boundary of your own property.



### Driveways

Australian Road Rules no. 198 (2)

You must not park your vehicle on or across a driveway (even partially). Even if this driveway is to your own property.

You are allowed to stop across a driveway only if you are dropping off, or picking up passengers and do not leave the vehicle unattended and complete the dropping off, or picking up within 2 minutes of stopping.

Council also asks that when parking vehicles near driveways that you be aware of the resident's access requirements into their property.



### Parking on the Council Verge (Nature Strip)

Australian Road Rules no. 197 (1)

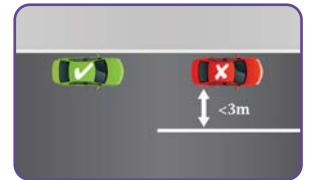
For the safety of, and as a courtesy to, pedestrians, and for the better maintenance of your environment, you must not park (even partially) on footpaths or the nature strip.

Expiation notices will be given to vehicles that park on the Council Verge.

### Parking Near Solid White Lines

Australian Road Rule no. 208 (6)

If the road has a continuous dividing line (solid white line) or a dividing strip, you must position your vehicle so that there is at least **3 metres** between your vehicle and the continuous dividing line or dividing strip.



Expiation notices will be given to vehicles that park too close to a solid white line or dividing strip.

### Parking on Narrow Roads

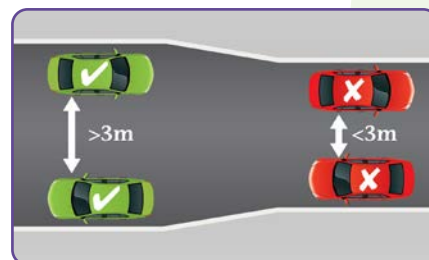
Australian Road Rule no. 208 (7)

You must position your vehicle so that there is at least **3 metres** of the road alongside your vehicle enabling other vehicles to pass.

Narrow roads are a frequent occurrence with Burnside Council streets with approximately 30 per cent of Council roads considered narrow (less than **7 metres** wide) which can cause parking issues when vehicles park opposite each other.

The remaining width is typically insufficient for many cars and may not allow access for larger vehicles including emergency service vehicles such as fire trucks and ambulances as well as waste collection trucks.

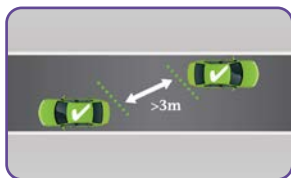
Expiation notices may be given to vehicles that park too close to another vehicle.



## Narrow Roads

Australian Road Rule no. 208 (8)

You must position the vehicle so your vehicle does not unreasonably obstruct the path of other vehicles or pedestrians.



## Oops, Wrong Way!

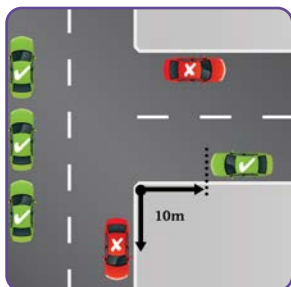
Australian Road Rules no. 208 (3)

You must park your vehicle facing the same direction in which you're travelling, which is of course the side you would lawfully drive on. To do otherwise is a huge safety risk for you and other road users, especially when you are re-entering the traffic flow from the wrong direction.

## Parking near an intersection

Australian Road Rule no. 170 (3)

You must not stop within **10 metres** from the nearest point of an intersecting road or at an intersection without traffic lights, unless parking is permitted by a traffic control sign.



This also includes laneways which are classed as a road for Australian Road Rule purposes.

Expiation notices will be given to vehicles that park too close to an intersection.

## Stopping near a postbox

Australian Road Rules no. 199 (1)

You must not stop your vehicle within **3 metres** of a public postbox unless you are dropping off or picking up passengers or mail.



## Stopping near a fire hydrant

Australian Road Rules no. 194 (1)

You must not stop or park your car within **1 metre** of a fire hydrant, fire hydrant indicator, or fire plug indicator.



## Yellow lines

Australian Road Rule no. 169

Yellow lines are placed where they are for safety reasons. Vehicles must not stop or park on a yellow line, or any part of a yellow line.

Expiation notices will be given to vehicles that stop on a yellow line.



The City of Burnside thanks you for your considerate parking, which enhances the safety and amenity of our community.



**401 Greenhill Road, Tasmore SA 5065**

PO Box 9, Glenside SA 5065

**T** 08 8366 4200

**E** burnside@burnside.sa.gov.au

**W** www.burnside.sa.gov.au

This information is provided as a general guide and should not be taken as legal advice.

## For further information

### **Australian Road Rules**

[www.austlii.edu.au/au/legis/sa/consol\\_reg/arr210/](http://www.austlii.edu.au/au/legis/sa/consol_reg/arr210/)

### **Expiation of Offences Act 1996**

[www.austlii.edu.au/au/legis/sa/consol\\_act/eooa1996209/](http://www.austlii.edu.au/au/legis/sa/consol_act/eooa1996209/)

### **City of Burnside Parking Policy**

[www.burnside.sa.gov.au/About-Council/Policies-Laws/Policies](http://www.burnside.sa.gov.au/About-Council/Policies-Laws/Policies)